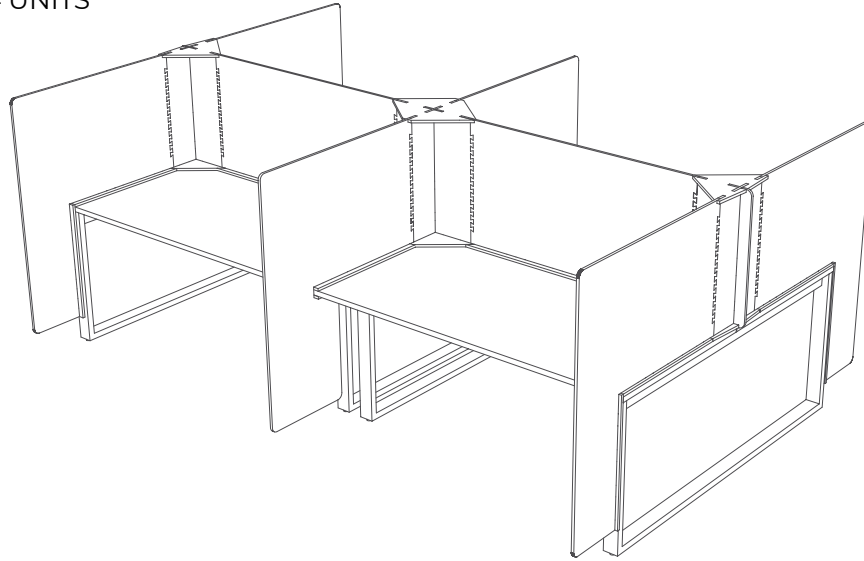


ASSEMBLY INSTRUCTIONS

BENCH SCREEN

MEDIUM 4 UNITS



PARTS & HARDWARE



JOINT TOWER PART 1
QUANTITY: 4



JOINT TOWER PART 2
QUANTITY: 3



JOINT TOWER PART 3
QUANTITY: 2



JOINT TOWER PART 4
QUANTITY: 1



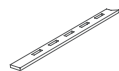
JOINT TOWER PART 5
QUANTITY: 2



DIVIDER SCREEN - MEDIUM
QUANTITY: 4



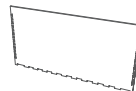
DIVIDER SCREEN 2 - MEDIUM
QUANTITY: 2



DIVIDER TRIM 1
QUANTITY: 4



DIVIDER TRIM 2
QUANTITY: 4



CENTRE SCREEN
QUANTITY: 2



CENTRE TRIM
QUANTITY: 2



CENTRE TRIM
QUANTITY: 2



CENTRE TRIM
QUANTITY: 2

*Images reflect typical hardware options. Please refer to packing list for items & quantities specific to your order

Thank you for your order!

For questions or concerns regarding your order or installation, please contact customer service via email at customercare@ezobord.co.uk, or call us at 01843 666111 (International +44 1843 666111).

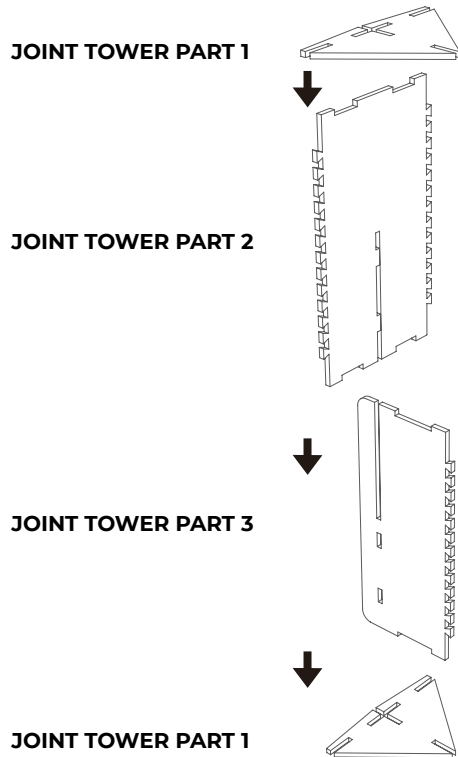
Visit our website at shop.ezobord.com/uk

ASSEMBLY INSTRUCTIONS

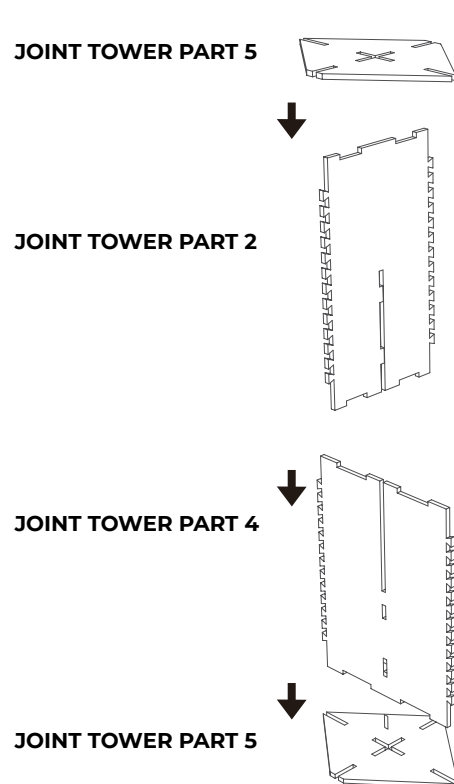
BENCH SCREEN

MEDIUM 4 UNITS

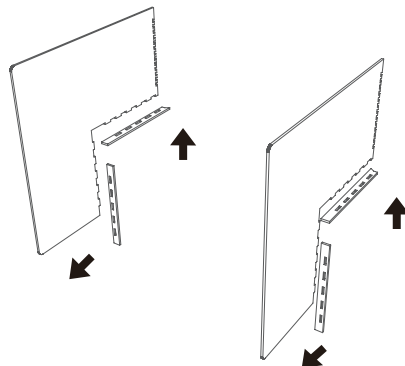
- 1** Assemble the SIDE JOINT TOWER.



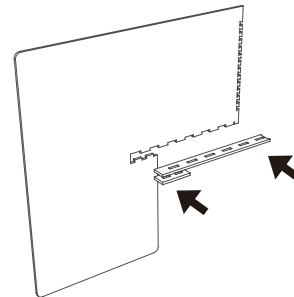
- 2** Assemble the CENTRE JOINT TOWER.



- 3** Assemble the DIVIDER SCREENS with the Trims.



- 4** Assemble the DIVIDER SCREEN 2 with the Trims.



Thank you for your order!

For questions or concerns regarding your order or installation, please contact customer service via email at customercare@ezobord.co.uk, or call us at 01843 666111 (International +44 1843 666111).

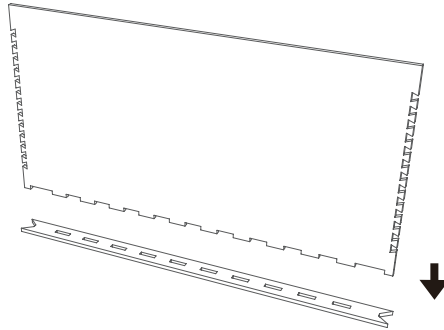
Visit our website at shop.ezobord.com/uk

ASSEMBLY INSTRUCTIONS

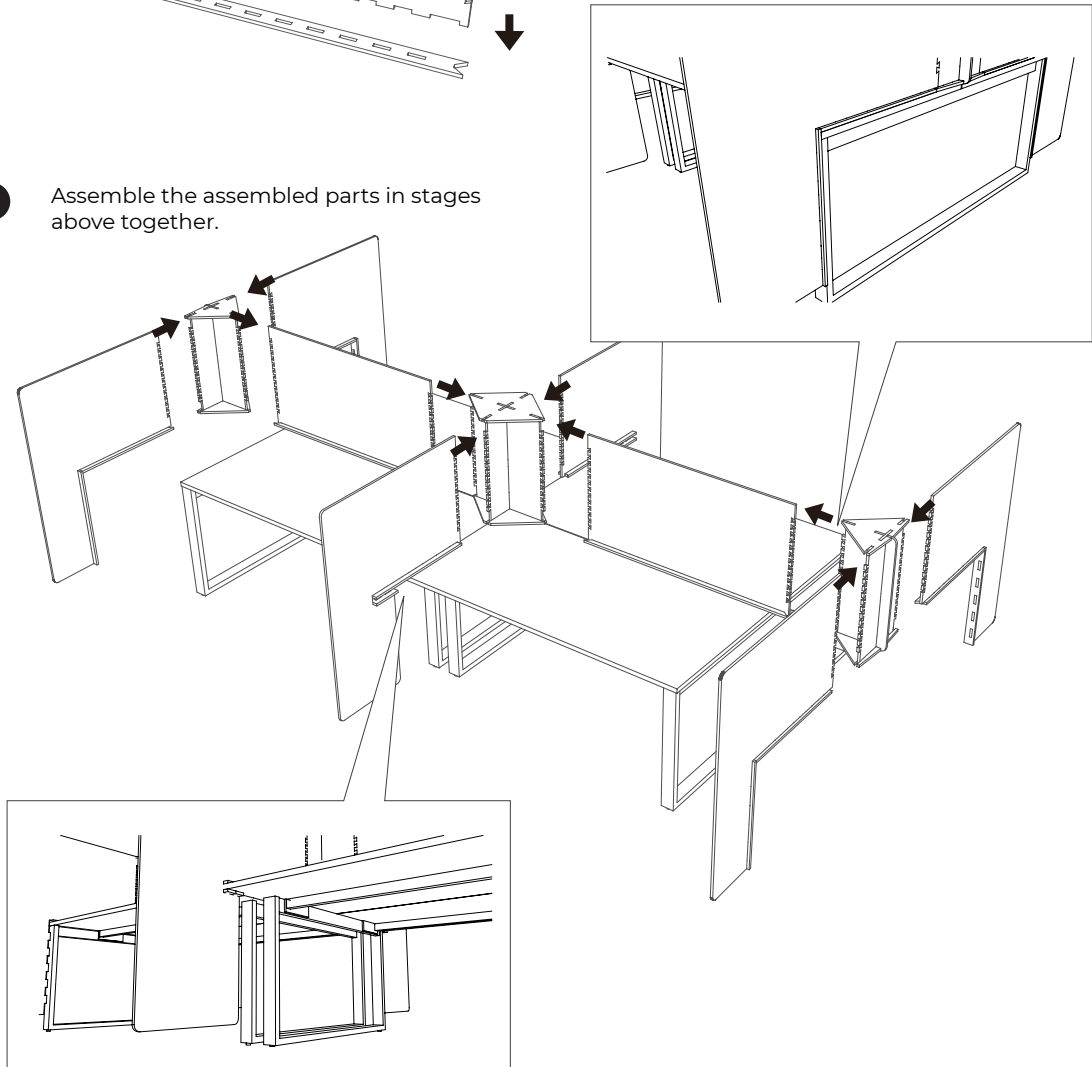
BENCH SCREEN

MEDIUM 4 UNITS

- 5** Assemble the CENTRE SCREEN with the Trim.



- 6** Assemble the assembled parts in stages above together.



Thank you for your order!

For questions or concerns regarding your order or installation, please contact customer service via email at customercare@ezobord.co.uk, or call us at 01843 666111 (International +44 1843 666111).

Visit our website at shop.ezobord.com/uk

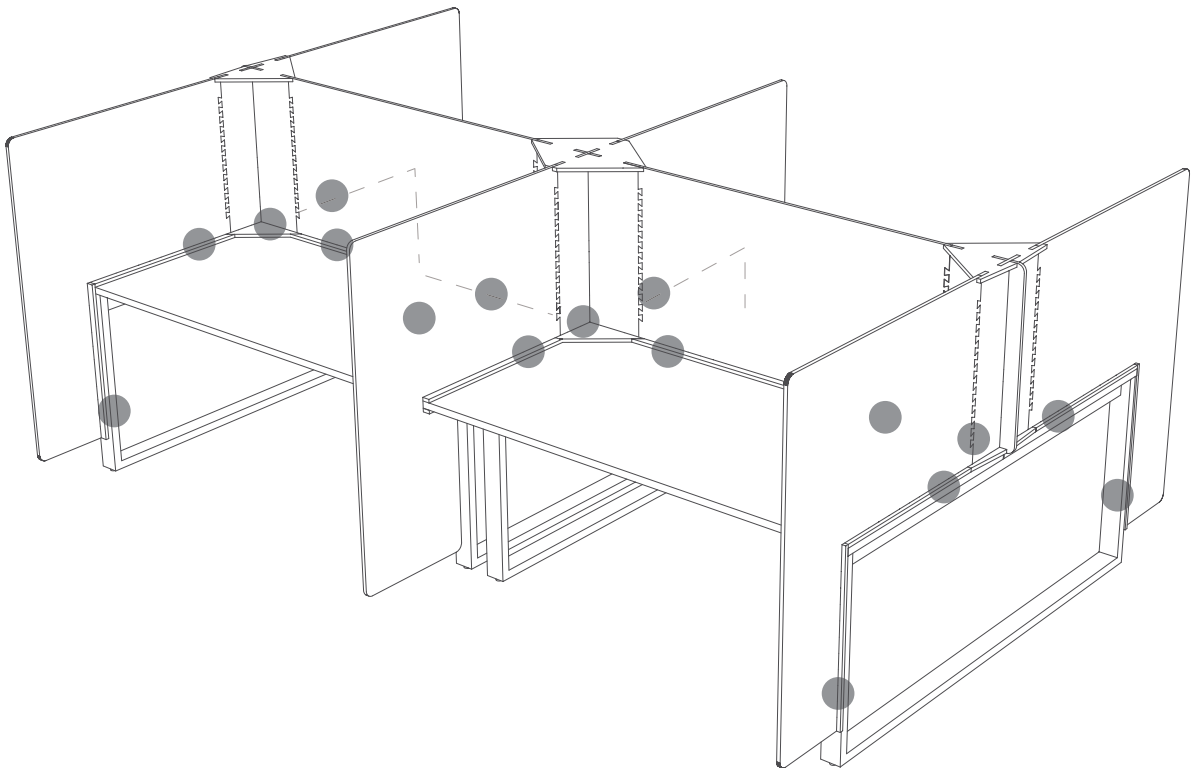
ASSEMBLY INSTRUCTIONS

BENCH SCREEN

MEDIUM 4 UNITS

- 7** Remove the covers of pre-applied ezotapes and fix the screen on the desk.

● spots pre-applied with ezotape.



Thank you for your order!

For questions or concerns regarding your order or installation, please contact customer service via email at customercare@ezobord.co.uk, or call us at 01843 666111 (International +44 1843 666111).

Visit our website at shop.ezobord.com/uk