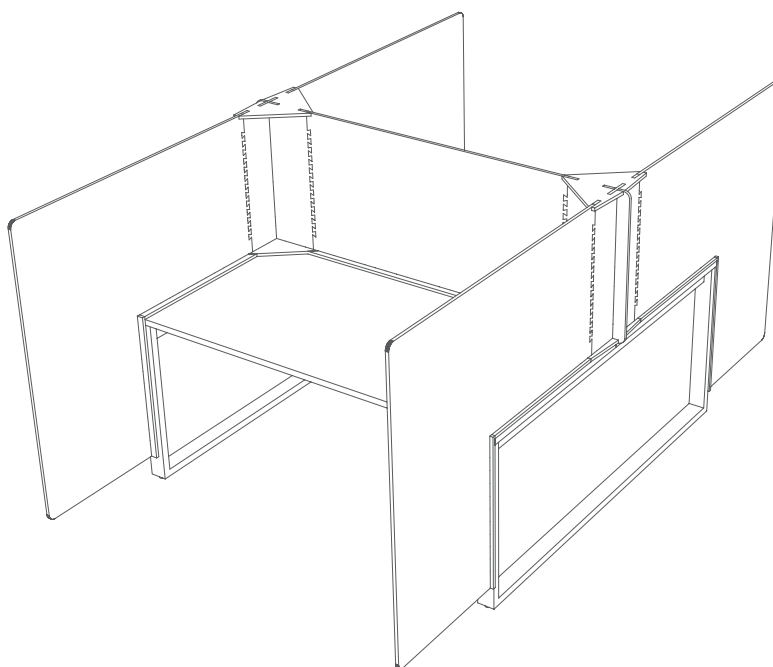


## ASSEMBLY INSTRUCTIONS

# BENCH SCREEN

LARGE DUAL UNITS



## PARTS & HARDWARE



**JOINT TOWER PART 1**  
QUANTITY: 4



**JOINT TOWER PART 2**  
QUANTITY: 2



**JOINT TOWER PART 3**  
QUANTITY: 2



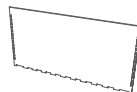
**DIVIDER SCREEN - LARGE**  
QUANTITY: 4



**DIVIDER TRIM 1**  
QUANTITY: 4



**DIVIDER TRIM 2**  
QUANTITY: 4



**CENTRE SCREEN**  
QUANTITY: 1



**CENTRE TRIM**  
QUANTITY: 1

\*Images reflect typical hardware options. Please refer to packing list for items & quantities specific to your order

**Thank you for your order!**

For questions or concerns regarding your order or installation, please contact customer service via email at [customercare@ezobord.co.uk](mailto:customercare@ezobord.co.uk), or call us at 01843 666111 (International +44 1843 666111).

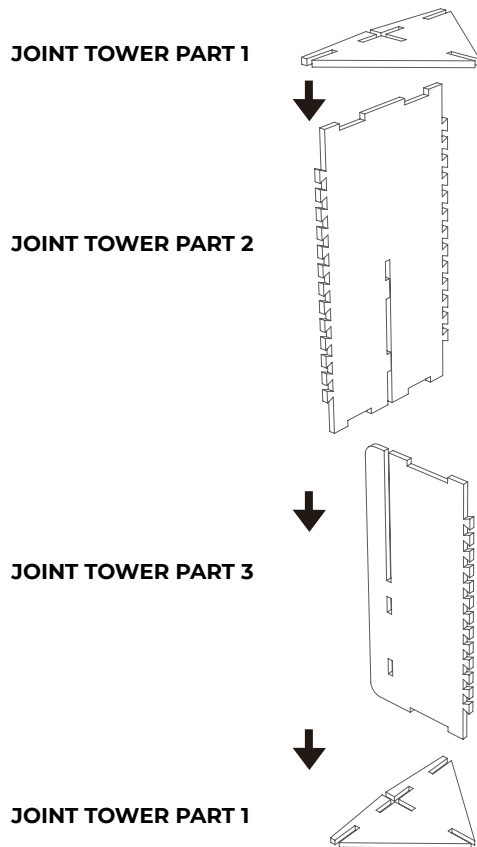
Visit our website at [shop.ezobord.com/uk](http://shop.ezobord.com/uk)

## ASSEMBLY INSTRUCTIONS

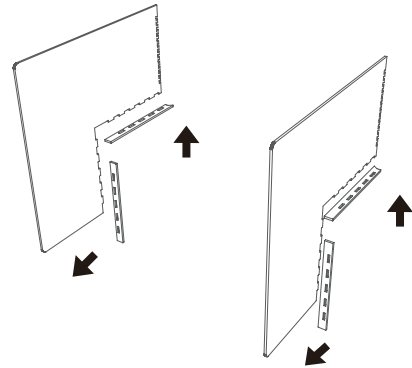
# BENCH SCREEN

## LARGE DUAL UNITS

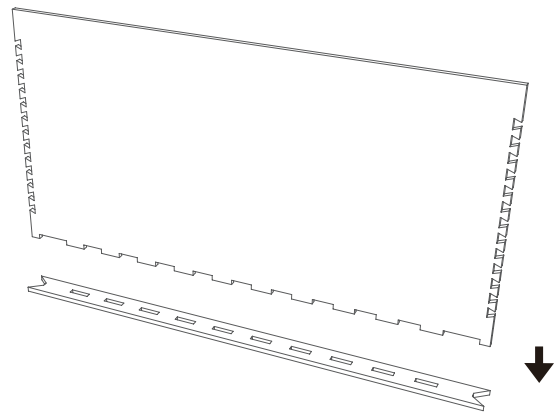
- 1** Assemble the SIDE JOINT TOWER.



- 2** Assemble the DIVIDER SCREENS with the Trims.



- 3** Assemble the CENTRE SCREEN with the Trim.



**Thank you for your order!**

For questions or concerns regarding your order or installation, please contact customer service via email at [customercare@ezobord.co.uk](mailto:customercare@ezobord.co.uk), or call us at 01843 666111 (International +44 1843 666111).

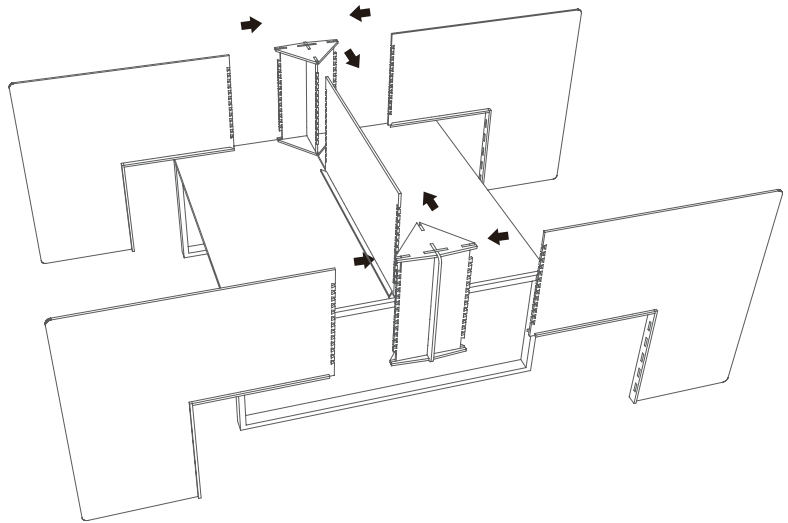
Visit our website at [shop.ezobord.com/uk](http://shop.ezobord.com/uk)

ASSEMBLY INSTRUCTIONS

# BENCH SCREEN

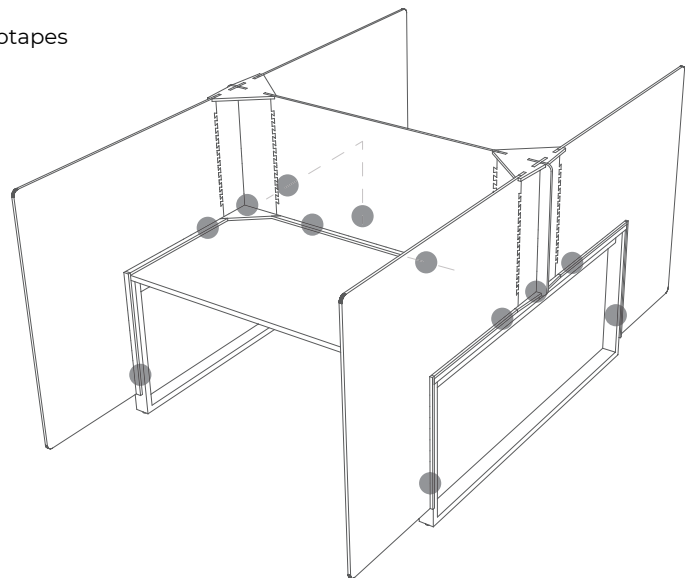
## LARGE DUAL UNITS

- 4** Put all the parts together.



- 5** Remove the covers of pre-applied ezotapes and fix the screen on the desk.

● spots pre-applied with ezotape.



**Thank you for your order!**

For questions or concerns regarding your order or installation, please contact customer service via email at [customercare@ezobord.co.uk](mailto:customercare@ezobord.co.uk), or call us at 01843 666111 (International +44 1843 666111).

Visit our website at [shop.ezobord.com/uk](http://shop.ezobord.com/uk)